


Exploring the Museum


The Des Moines Art Center is a great place to grow a love of art and we're so glad you are here. Kindly follow these museum behaviors to help keep the artwork safe for everyone to enjoy!



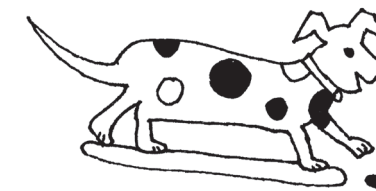
Look with your eyes, not your hands.



Some art needs a little more space and may have a line drawn around it on the floor. Please stay behind the line.



Leave food and drink outside.



Please walk.

Want to take a photo? Non-flash photography is encouraged for the majority of artworks.



If you have questions, please ask a security officer in the galleries or staff at the Information Desks. Enjoy your day at the Art Center and visit us again soon!

Looking, thinking, and talking about artwork is a fun way to experience the museum. Here are four topics to consider as you move through the galleries.

OBSERVATION

Select an artwork that either attracts or challenges you. Try spending one-to-two minutes silently observing the art, then consider these questions:

Title _____

Artist _____

- What draws your eye first?
- What else do you notice?
- How does this artwork make you feel?
- The longer you look at the art, does that feeling change? What new details have you noticed?
- Now that you've spent some time observing and thinking about the art, draw it below:

TECHNIQUE / PROCESS

On your journey through the galleries, imagine how artworks were made. Find an artwork that you think has used an interesting technique.

Title _____

Artist _____

- What materials has the artist chosen?

- What tools and processes might they have used?

- What do you observe about how the artist has used the materials? If a painting, can you see the brush strokes? If a sculpture, can you see how things were put together or formed?

- At what speed might the artist have worked?

SIZE & SCALE

Deciding upon the size of an artwork is one of the first choices an artist makes. Notice the varying sizes of artworks on view. Pick an artwork based on its size and share:

Title _____

Artist _____

- How does the size of the artwork effect the way in which you experience it? (Do you have to stand back, get up close, circle around it, etc.?)

- How does the size of the artwork make you feel?

- Notice the sizes of the elements and the strengths of the colors that make up the artwork. The way these elements relate to one another is called scale. Scale is all about comparison. What interesting comparisons in scale do you find within this artwork?

EXPRESSION

How does an artist convey personality and expression in artworks with figures (people and animals)? Find an artwork with a figure (or figures) that you are drawn to and have a discussion with someone in your group using these conversation starters:

Title _____

Artist _____

- Look at their eyes; where are they looking?
- What else do you notice about their face(s) that tells you something about the figure(s)?
- How does the figure's body and posture convey expression or action?
- If there is a setting, what impact does it have on the figure(s)?
- Write a six word story (or phrase) that describes the artwork. Example: Bird of gold. Singing so sweetly.
